

Upper Islamouth & Meikleour House Pools

Islamouth (Left Bank) – Pool 1

Islamouth is one of the most famous pools on the whole river and is usually fished from the boat. That said, in a big water the fish can come very close to the bank and in these cases it would be well worth a cast. Start about 50 yards upstream from the point and fish right down to the point itself. You can be dropped off here by boat or by walking downstream for approximately ten minutes from the House Pool, passing under Kinclaven Bridge.




Castle Pool (Right Bank) – Pool 2

Castle Pool is downstream off Ferry Cottage and is predominantly a low water pool. It is so named as it lies below the ruins of old Kinclaven Castle. A wonderful pool to wade, not at all difficult, especially in low to medium water. Many fish have been caught in this pool which is right opposite Islamouth. Don't be in any rush to fish past the fishermen's bench as when you are in this area your fly or lure is just over the stones at the tail of the pool that produce so many fish each year. The white posts at the tail of this pool mark the boundary with the downstream beat, so please do not fish below here.



Gow's Run (Left Bank) – Pool 3

Gow's Run is a narrow run on the left side of the river. It is opposite Ferry Cottage, where the two boats tie up. A low water pool you fish from a gravel spit in the middle of the river and cast your fly the short distance to the bank. It can at times, be very productive indeed.




Bridge Pool (Left Bank) – Pool 4

A left bank pool best approached by walking downstream from the House Pool. It is the water 100 yards or so upstream from Kinclaven Bridge and can be particularly productive in the back end of the year in medium to high water. The fish often lie very close in, so don't cast too far and make sure you fish your fly or lure right up to the arch of the bridge as fish often lie with their tails right up against the bridge! A very exciting place to hook one!



Apple Haugh (Left & right Bank) – Pool 5

Apple Haugh can be fished from both banks and is only fished in times of high water. Fish often rest here having swam through the fast water under Kinclaven Bridge. A pool for the spinner, rather than the fly angler. A favourite place in spring and autumn in a bigger water.



Cormorant Tree (Right Bank) – Pool 6

Upstream from Ferry Cottage, passing under Kinclaven Bridge and in five minutes you will reach the deer fence. At the deer fence drop down to the river. This is an easy wade but you MUST keep your back to the bank as the water drops away quickly. It is a pool to bank fish only in times of LOW water. The fish will be very close in – no more than three rod lengths out. A short pool of maybe 50 yards, if the fish are there, they are easily covered and hopefully caught! Please consult with your ghillie before fishing here.



The Rushes (Left Bank) – Pool 7

A new pool, first fished in the spring of 2015 after several spring fish were landed in days of low water. Start from the croy at the tail of the House Pool and then come back onto the bank before walking downstream a few yards to the rushes and starting to fish here again. It is a very long cast from the bank as the fish seem to lie tight to the right bank, so a pool better suited to spinning rather than the fly. Aim to get your spinner as close to the dead tree lying at the waters edge as you can and fish it down to the rhododendron bush 50 yards below the dead tree. A deep water pool of over 10' with many large stones in it.



House Pool (Left Bank) – Pool 8

Is spectacularly overlooked by Meikleour House which towers above it. It is best fished from the boat, though can be very good in high water off the bank. There is no need to wade as in times of high water, fish will lie very close to the bank. In low water fish from the House croy, and start with a short line.




Pump House Croy (Left Bank) – Pool 9

Another left bank pool, this one is right beside the top hut. It can be fished either from the bank in high water or from the boat in medium to low water. This pool is a place of beauty in the late spring with large mature rhododendrons along the adjacent pathway and the bank full of wildflowers. Fishing guests should ignore the sign "Private Garden".



Boxwood Bush (Left Bank) – Pool 10

One of the most productive pools on the whole beat, this is the pool upstream of the top hut near the fishermen's bench. Walk upstream from the bench for maybe 100yds and you will see a very tall larch tree. Begin fishing here and make sure you fish it down to the tail, where the bench is. The pool is uniformly deep and fish can be caught the entire width of the pool, including right under your feet. In very low water, you can wade the tail from both banks, but care should be



taken here as there is the odd large stone to be aware of.

The Meadows (Left Bank) – Pool 11

The Meadows was cleared in summer 2014 to open up a stretch of bank that runs for almost 200 yds. Being deep and quite slow water it is best suited to spinning. Begin at the top of the sandy bank, where a bush is at the waters edge and fish it down to where a small burn enters the main river. The pool fishes at all times of the year and is always worth a cast.



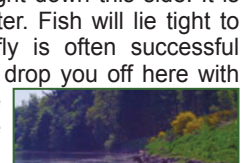
Birch Bank (Left Bank) – Pool 12

A long stretch of deep water, best fished from the boat. It holds fish in low to medium water and has lovely views both up and down the river. The favourite place is just where the rocks end on the right bank. A favourite place to watch our nesting kingfishers, which breed here successfully.



Tunnel Pool (Right Bank) – Pool 13

Also known as the Tunnel Hole. It is very deep and dark water. It can be fished from the boat, but is mostly fished from the bank as the river pushes tight down this side. It is only fished in low water. Fish will lie tight to the right bank and fly is often successful here. Your ghillie can drop you off here with the boat, it can be particularly productive in the summer and back end.



Tunnel Stream (Right B) – Pool 14

This is a right bank, shallow, gravelly run but very fast moving. You always feel like you're about to catch a fish here. It fishes best with a fly, either wading in low water when you are deposited on a small gravel island and can wade down, or from an anchored boat in higher water. It tails off into very deep water, the Tunnel Hole. The head of the Tunnel Stream can also be fished off the left bank, but it falls quickly into the deeper water of the Tunnel Hole so great care must be taken when wading here.



March Pool (Left Bank) – Pool 15

The upper most pool on our beat, is reached by a 10 minute walk upstream from our top hut. It is a long and quite deep pool which fishes best in low water. It is usually fished from the bank, the best spot being right under the wires, but if the water is higher come down to where the white post with the orange top is. Equally productive in both the spring and autumn. Please be aware of the pylons crossing the river and keep your rod parallel to the ground when walking underneath them.

